



立即
在MyBosch上
为您的电器注册，
免费获得以下福利：
[bosch-home.cn/
welcome](https://bosch-home.cn/welcome)



MaxoMixx

MSMM7310CN MSMM8910CN

[zh]	使用说明书	手持式搅拌棒	3
[en]	Instruction manual	Hand blender	7

使用产品前请仔细阅读本使用说明书，并请妥善保管

安全须知

在使用前, 请仔细阅读这些说明, 以便熟悉本电器的重要安全和操作说明。若未遵守正确使用电器的说明, 制造商对造成的任何损害概不承担责任。本电器仅供家庭使用。

本电器用于加工满足家庭所需用量的食品。本电器仅适用于切割或混合食品。不得将其用于加工其他物品或物质。请妥善保管使用说明书。若将本电器转让给第三方, 请务必随附上使用说明书。仅限在室温及海拔 2000 米以下的室内使用本机器。

一般安全说明

⚠ 有电击危险!

儿童不得使用本电器。必须将本电器及其电源线放在远离儿童的地方。可以让有身体、感官、精神障碍或缺乏使用经验和使用知识的人使用本电器, 不过前提是操作时必须有人在场监督并指导他们如何安全地使用本电器, 而且还要让他们了解操作时可能面临的危险。儿童不应玩耍本电器。电器必须按照铭牌上的技术规范进行连接和操作。仅供室内使用。若电源线和/或电器损坏, 请勿使用本电器。在更换附件或接近活动部件之前, 请关闭电器并断开电源连接。若无人照看时或者在装配、拆卸或清洁之前, 请始终记得断开电器的电源连接。请勿将电源线放在锐利边缘或热表面上。为防止受伤, 损坏的电源线必须交由制造商或其客服以及类似的合格人员进行更换。本电器只可交由我们的客服进行维修。

电器安全说明

⚠ 有受伤危险!

⚠ 有电击危险!

请勿以湿手来操作手持式搅拌机, 也不要使其空载运行。切勿将底座装置浸入液体中, 不得放入洗碗机清洗。若您的机器落入水中或其他液体当中, 不得再继续使用该机器。请将搅拌脚浸入混合食材, 食材量最多不允许超过 **max**▶| 标记规定高度, 否则可能造成电击的危险! 加工热液体时要小心。

液体可能会在加工过程中飞溅出来。切勿将搅拌脚安放在热表面或用于高温食品。在用搅拌机加工之前, 至少要让食材冷却至 80 °C! 在烹饪锅内使用手持式搅拌机之前, 请将锅从电磁炉上移开。只能配合原装附件来使用手持式搅拌机。请勿在电器未完全停止前安装或拆卸工具。建议: 切勿让电器开启的时间超过加工食材所需的时间。搅拌杯不适用于微波炉。

⚠ 锋利的刀片/旋转驱动装置容易引发受伤危险!

切勿抓住搅拌脚上的刀片。切勿赤手清洁刀片。请使用刷子。

目录

安全须知	3
概述	4
符号和标记	5
操作	5
清洁	5
故障排除	5
菜谱	6
环保型处理	6
保修	6

感谢您购买新的 **Bosch** 电器。您可以在我们的网页上找到更多关于产品的信息。

原产地:

斯洛文尼亚

总经销商:

博西家用电器 (中国) 有限公司
南京市中山路129号中南国际大厦20、21楼

执行标准:

GB 4706.1-2005
家用和类似用途电器的安全 第1部分:
通用要求

GB 4706.30-2008
家用和类似用途电器的安全 厨房机械的特殊要求

全国统一客户服务热线:

4008855888

客户服务电子邮箱:

careline.china@bshg.com

公司网站:

www.bosch-home.cn

技术规格:

电气连接 (电压 - 频率)	220-240 V~ 50/60 Hz
额定功率	
MSMM7310CN	750 W
MSMM8910CN	800 W
尺寸 (高 x 宽 x 深)	402 x 63 x 63 毫米

这些操作说明涉及到各种型号。图示页上有不同型号的概述。→ **图 G**

概述

请翻开图示页。

→ 图 G:

1 底座装置

2 电源线

3 调速旋钮

工作速度可在最低 (●) 和最高 (12) 速度之间调节 (需配合按钮 4a)。

4 工作按钮

a 调速工作按钮

(需配合调速旋钮 3)

b 点动脉冲按钮

只要按下了工作按钮 (a 或 b), 手持式搅拌机就会保持工作。点动脉冲用于多用途切碎附件 (若已随附)。

5 释放按钮

要卸下搅拌脚, 请同时按下两个释放按钮。

6 搅拌脚

连接搅拌脚并锁定到位。

a 标记 max▶

请将搅拌脚浸入混合食材, 食材量最多不允许超过 max▶ 标记规定高度, 否则可能造成电击的危险!

7 搅拌机刀片

8 搅拌杯

使用搅拌杯能够防止食材飞溅。

9 盖子

用盖子盖住搅拌杯以保存加工后的食材。

适用于部分型号:

10 带齿轮的打发桨

11 带齿轮的蔬菜泥附件

12 带盖子的多用途切碎附件 XL



13 带盖子和碎冰刀片的多用途切碎附件 L

14 带工具的多功能料理碗

15 带工具和切丁器的多功能料理碗

若手持式搅拌机未随附多用途切碎附件, 则向客服订购 (订购号 753122)。配合多用途切碎附件 XL 可在全功率下用本电器制作蜜糖抹酱 (按照食谱)。您可以在多用途切碎附件的操作说明中找到食谱。用盖子盖住多用途切碎附件以保存加工后的食材。

符号和标记

符号	含义
	请切实遵守使用说明书内的提示。
	搅拌脚的标记: 请将搅拌脚浸入混合食材, 食材量最多不允许超过 max▶ 标记规定高度, 否则可能造成电击的危险!

操作

本电器适用于加工蛋黄酱、酱汁、混合饮品、婴儿食品、水果羹和蔬菜羹。适用于加工浓汤。

使用多用途切碎附件将原材料（洋葱、大蒜、香料）切碎/剁碎！

建议使用随附的搅拌杯。但是，也可使用其他合适的容器。

警告！

您所使用的容器底部不能带有任何凸起或凹陷。

- 首次使用本电器前，请清洁其所有部件。

→ 图 图-4:

- 彻底解开电源线。
- 将搅拌脚安装到底座装置上并锁定到位。
- 插上电源插头。
- 将食材放入搅拌杯或其他较高的容器中。

信息：若食材中加入部分液体，则本电器的使用效果更佳。

⚠ 有电击危险！

请将搅拌脚浸入混合食材，食材量最多不允许超过 **max▶** 标记规定高度，否则可能造成电击的危险！

- 通过调速旋钮设定所需的速度。

→ 图 图-5

建议将低速档用于加工液体、热食品或者混合（如酸奶中的麦片）。建议将高速档用于加工固态些的食材。

- 紧握住手持式搅拌机和搅拌杯。
- 按所需的**工作按钮**，开启手持式搅拌机。

信息：在开启手持式搅拌机时，请稍稍呈一个角度将其握住，以防止其吸住搅拌杯底部。只要按下**工作按钮**，手持式搅拌机将保持开启。

信息：为防止食材飞溅，在搅拌脚浸入食材中之前，请勿按**工作按钮**。在从加工好的食材中提起手持式搅拌机之前，应始终记得将其关闭。

- 加工完后松开**工作按钮**。

使用电器后

- 拔下电源插头。
- 按释放按钮并从底座装置上卸下搅拌脚。

清洁

重要信息

本电器无需维护。彻底清洁可防止电器损坏并保持其功能正常。

⚠ 有电击危险！

切勿将底座装置浸入液体中，不得放入洗碗机清洗。在清洁本电器前，请拔下电源插头！请勿使用蒸汽清洗装置！

警告！

否则可能会损坏表面。请勿使用磨蚀性清洁剂。

信息：若加工如紫甘蓝或胡萝卜等食材，塑料部件会被染上颜色，用几滴食用油即可将其去除。

- 拔下电源插座！
- 用湿抹布擦拭底座装置，然后将其擦干。
- 搅拌杯和盖子可在洗碗机中清洗。
- 用洗碗机清洗搅拌脚，或者在流水下用刷子清洗。
- 垂直晾干搅拌脚（搅拌机刀片朝上），以便让残留的水流出。

注：带螺旋电源线的电器：切勿将电源线缠绕在电器上！

故障排除

故障

电器在使用时突然关闭。

补救措施

过载保护功能已被激活。

- 关闭电器并拔下电源插头。
- 让电器冷却大约 1 小时，以便停用过载保护设备。
- 重新开启电器。

若故障无法消除，请与客服联系。

菜谱

蛋黄酱

- 1 个鸡蛋 (蛋黄和蛋白)
- 1 汤匙芥末
- 1 汤匙柠檬汁或醋
- 200-250 毫升油
- 盐和胡椒

食材必须温度相同!

- 将食材放入搅拌杯中。
- 将手持式搅拌机安放在搅拌杯底部, 然后开启 (点动脉冲) 本电器直到混合物乳化。
- 慢慢提起正在运行的搅拌机, 直到刚刚达到混合物上边缘, 然后再放低搅拌机, 如此重复直到蛋黄酱加工完成。

提示: 按照本食谱, 您也可以只用蛋黄来制作蛋黄酱。但使用的油量要减半。

蔬菜汤

- 300 克土豆
- 200 克胡萝卜
- 1 小根芹菜
- 2 个西红柿
- 1 个洋葱
- 50 克黄油
- 2 升水
- 盐和胡椒
- 西红柿去皮及去籽。
- 将洗净的蔬菜切碎并用黄油翻炒。
- 加入水和盐。
- 煮 20-25 分钟。
- 将锅从炉灶上移开。
- 用搅拌机在平底锅内将汤打成糊状。
- 用盐和胡椒调味。

法式薄饼面团

- 250 毫升牛奶
- 1 个鸡蛋
- 100 克面粉
- 25 克经融化和冷却的黄油
- 按照指明的顺序将所有食材放入搅拌杯中, 然后混合成均匀的面团。

混合牛奶饮料

- 1 杯牛奶
- 6 个大草莓或 10 颗覆盆子或 1 个香蕉 (切片)
- 将食材放入搅拌杯中并搅拌。
- 加糖调味。

提示: 要制作奶昔, 请加入一汤匙冰激凌或使用低温牛奶。

环保型处理



请以环保方式处置包装。
对本设备根据有关电气和电子设备报废的欧洲规定 2012/19/EU (waste electrical and electronic equipment — WEEE) 进行标记。该规定管理在欧洲范围内对报废设备的回收和再生。
请咨询专业零售商, 了解可用的处置方式。

保修

该设备的保修条款将由售出国的销售代表来确定。您可向售出此设备的经销商详细了解这些条款。
当根据保修条款进行任何索赔时, 必须出具销售凭证或收据。

如有更改, 恕不另行通知。

For your safety

Before use, read these instructions carefully in order to become familiar with important safety and operating instructions for this appliance.

If the instructions for correct use of the appliance are not observed, the manufacturer's liability for any resulting damage will be excluded. This appliance is intended for domestic use only. Use the appliance for processing normal quantities of food for domestic use. The appliance is only suitable for cutting or mixing food. It must not be used for processing other objects or substances. Please keep the operating instructions in a safe place. If passing on the appliance to a third party, always include the operating instructions. Only use the appliance indoors at room temperature and up to 2000 m above sea level.

General safety instructions

Danger of electric shock!

The appliance must not be used by children. The appliance and its power cord must be kept away from children. Appliances can be used by persons with reduced physical, sensory or mental capabilities or lack of experience and knowledge if they have been given supervision or instruction concerning use of the appliance in a safe way and if they understand the hazards involved. Children shall not play with the appliance. Connect and operate the appliance only in accordance with the specifications on the rating plate. Only use indoors. Do not use the appliance if the power cord and/or appliance are damaged. Switch off the appliance and disconnect from supply before changing accessories or approaching parts that move in use. Always disconnect the appliance from the supply if it is left unattended and before assembling, disassembling or cleaning. Do not place the power cord over sharp edges or hot surfaces. To prevent injury, a damaged power cord must be replaced by the manufacturer or his customer service or a similarly qualified person. Only our customer service may repair the appliance.

Safety instructions for this appliance

Risk of injury!

Danger of electric shock!

Do not use the hand blender with damp hands and do not operate it at no load. Never immerse the base unit in liquids and do not clean in the dishwasher. If your appliance falls in water or some other liquid, then it is not allowed to use the appliance anymore. Only immerse the blender foot into the food as far as the marking max▶| or there will be a risk of electric shock!

Caution when processing hot liquids. Liquids may splash during processing. Never place blender foot on hot surfaces or use in very hot food. Leave hot food to cool down to at least 80 °C before processing with the blender! Before using the hand blender in a cooking pot, take the pot off the hotplate. Operate the hand blender with original accessories only. Do not attach or remove tools until the appliance is at a standstill. Recommendation: Never switch on the appliance for longer as you need to processing the ingredients. The blender jug is not suitable for use in the microwave.

⚠ Risk of injury from sharp blades / rotating drive!

Never grip the blade in the blender foot. Never clean the blades with bare hands. Use a brush.

Contents

For your safety	7
Overview.....	9
Symbols and markings	9
Operation.....	9
Cleaning	10
Troubleshooting.....	10
Recipes.....	11
Disposal.....	11
Guarantee.....	11

Congratulations on the purchase of your new Bosch appliance. You can find further information about our products on our web page.

Country of origin:

Slovenia

Exclusive distributor:

BSH Home Appliances (China) Co., Ltd.
20/F,21/F, CN International Mansion,
129 Zhongshan Road, Nanjing,
Jiangsu Province, PRC.

Applicable standards:

GB 4706.1-2005
Safety of Household and Similar Electrical Appliances Part 1: General Requirements
GB 4706.30-2008
Safety of Household and Similar Electrical Appliances – Particular Requirements for Kitchen Machines

Careline:

4008855888

Service E-mail:

careline.china@bshg.com

Company website:

www.bosch-home.com

Technical specifications:

Electrical connection (voltage – frequency)	220-240 V~ 50/60 Hz
Power rating MSMM7310CN MSMM8910CN	750 W 800 W
Dimensions (H x W x D)	402 x 63 x 63 mm

These operating instructions refer to various models. An overview of the different models can be found on the illustrated pages.

→ Fig. 

Overview

Please fold out the illustrated pages.

→ **Figure **:

1 Base unit

2 Power cord

3 Speed control

Operating speed can be adjusted steplessly between the lowest (●) and highest (12) speed (only in conjunction with button 4a).

4 ON button

a Controllable speed

(with speed control 3)

b Turbo speed

The hand blender remains switched on as long as an ON button (a or b) is pressed. The turbo speed is used for the universal cutter (if included in delivery).

5 Release buttons

To remove the blender foot, simultaneously press both release buttons.

6 Blender foot

Attach the blender foot and lock into position.

a Marking max▶|

Only immerse the blender foot into the food as far as the marking max▶| or there will be a risk of electric shock!

7 Blender blade

8 Blender jug

Using the blender jug will prevent the ingredients from splashing.

9 Lid

Place the lid on the blender jug to keep in the processed food.

For some models:

10 Whisk with gear

11 Masher attachment with gear

12 Universal cutter XL with lid


13 Universal cutter L with lid and ice crush blade

14 Multifunction accessory with tools

15 Multifunction accessory with tools and dicer

If the universal cutter is not included with the hand blender, it can be ordered from customer service (order no. 753122). With the universal cutter use the appliance at full power to prepare honey spread (according to the recipe). You can find the recipe in the operating instructions of the universal cutter. Place the lid on the universal cutter to keep in the processed ingredients.

Symbols and markings

Symbol	Meaning
	Follow the instructions in the operating instructions.
max▶	Marking on blender foot: Only immerse the blender foot into the food as far as the marking max▶ or there will be a risk of electric shock!

Operation

The appliance is suitable for blending mayonnaise, sauces, mixed drinks, baby food, cooked fruit and vegetables. For puréeing soups.

Use the universal cutter for cutting/chopping raw food (onions, garlic, herbs)!

It is recommended to use the supplied blender jug. However, other suitable receptacles can also be used.

Warning!

The bottom of the receptacle which you use must not have any bumps or recesses.

- Before using the appliance for the first time, clean all parts of it.

→ **Figure **:

- Completely unwind the power cord.
- Place the blender foot on the base unit and lock into position.
- Insert the mains plug.

- Place food in the blender jug or another tall receptacle.

Info: The appliance works better if there is some liquid in the ingredients.

⚠ Risk of electric shock!

Only immerse the blender foot into the food as far as the marking **max▶** or there will be a risk of electric shock!

- Set the required speed with the speed control. → **Fig. B-5**
It is recommended to use a low speed setting for liquids, hot food and for mixing (e.g. muesli in yoghurt). The high speed settings are recommended for the processing of more solid foods.
- Firmly hold the hand blender and jug
- Switch on the hand blender by pressing the required **ON** button.

Info: When switching on the hand blender, hold it at a slight angle to prevent it from “sticking” to the bottom of the blender jug. The hand blender remains switched on as long as the **ON** button is pressed.

Info: To prevent the ingredients from splashing, do not press the **ON** button until the blender foot has been immersed in the ingredients. Always switch off the hand blender before taking it out of the processed food.

- Release the **ON** button after processing.

After using the appliance

- Remove mains plug.
- Press the release buttons and remove the blender foot from the base unit.

Cleaning

Important information

The appliance requires no maintenance. Thorough cleaning protects the appliance from damage and keeps it functional.

⚠ Danger of electric shock!

Never immerse the base unit in liquids and do not clean in the dishwasher. Before cleaning the appliance, pull out the mains plug! Do not use a steam cleaner!

Warning!

Surfaces may be damaged. Do not use abrasive cleaning agents.

Info: If processing e.g. red cabbage or carrots, the plastic parts will become discoloured by a red film which can be removed with a few drops of cooking oil.

- Pull out the mains plug!
- Wipe the base unit with a damp cloth and then wipe dry.
- Blender jug and lid can be washed in the dishwasher.
- Clean the blender foot in the dishwasher or with a brush under running water.
- Dry the blender foot in an upright position (blender blade face up) so that any trapped water can run out.

Note: Appliances with spiral cable: Never wind the cable around the appliance!

Troubleshooting

Fault

Appliance switches off during use.

Remedial action

The overload protection feature has been activated.

- Switch off the appliance and pull out the mains plug.
- Leave the appliance to cool down for approx. 1 hour in order to deactivate the overload protection device.
- Switch on appliance again.

If the fault cannot be eliminated, please contact customer service.

Recipes

Mayonnaise

- 1 egg (egg yolk and egg white)
- 1 tbs. mustard
- 1 tbs. lemon juice or vinegar
- 200-250 ml oil
- Salt, pepper to taste

Ingredients must be at the same temperature!

- Put the ingredients in the jug.
- Place hand blender in the bottom of the jug and switch on (turbo speed) until the mixture emulsifies.
- Slowly raise the switched on blender as far as the upper edge of the mixture and lower again until the mayonnaise is ready.

Tip: According to this recipe you can also make mayonnaise with egg yolk only. However, use only half the amount of oil.

Vegetable soup

- 300 g potatoes
- 200 g carrots
- 1 small stick of celery
- 2 tomatoes
- 1 onion
- 50 g butter
- 2 l water
- Salt, pepper to taste
- Skin and seed the tomatoes.
- Chop up cleaned and washed vegetables and sauté in the hot butter.
- Add water and salt.
- Leave to cook for a good 20-25 min.
- Take the pan off the cooker.
- Purée the soup in the pan with the blender.
- Season with salt and pepper.

Crêpes dough

- 250 ml of milk
- 1 egg
- 100 g flour
- 25 g melted cooled butter
- Put all ingredients in the jug in the indicated sequence and blend to a smooth dough.

Blended milk drinks

- 1 glass of milk
- 6 large strawberries or 10 raspberries or 1 banana (sliced)
- Put the ingredients in the jug and blend.
- Add sugar to taste.

Tip: For a milk shake add a scoop of ice cream or use very cold milk.

Disposal



Dispose of packaging in an environmentally-friendly manner. This appliance is labelled in accordance with European Directive 2012/19/EU concerning used electrical and electronic appliances (waste electrical and electronic equipment – WEEE). The guideline determines the framework for the return and recycling of used appliances as applicable throughout the EU. Please ask your specialist retailer about current disposal facilities.

Guarantee

The guarantee conditions for this appliance are as defined by our representative in the country in which it is sold. Details regarding these conditions can be obtained from the dealer from whom the appliance was purchased. The bill of sale or receipt must be produced when making any claim under the terms of this guarantee.

Changes reserved.

Kundendienst – Customer Service

DE Deutschland, Germany

BSH Hausgeräte Service GmbH
Zentralwerkstatt für kleine Hausgeräte
Trautskirchener Strasse 6-8
90431 Nürnberg

Online Auftragsstatus, Filterbeutel-
Konfigurator und viele weitere Infos
unter: www.bosch-home.com

Reparaturservice, Ersatzteile &
Zubehör, Produkt-Informationen:
Tel.: 0911 70 440 040

<mailto:cp-servicecenter@bshg.com>

AE United Arab Emirates, الإمارات العربية المتحدة

BSH Home Appliances FZE
Round About 13, Plot Nr MO-0532A
Jebel Ali Free Zone - Dubai
Tel.: 04 881 44 01*

<mailto:service.uae@bshg.com>

www.bosch-home.com/ae

* Sun-Thu: 8.00 am to 5.00 pm

(exclude public holidays)

AL Republika e Shqiperise, Albania

ELEKTRO-SERVIS sh.p.k
Rr. Shkelqim Fusha, Selite,
Pallati "Matrix Konstruksion",
Kati 0 dhe +1
1023 Tirane

Tel.: 4 2278 130, -131

Fax: 4 2278 130

<mailto:info@elektro-servis.com>

EXPERT SERVIS

Rruga e Kavajes,
Kulla B Nr 223/1 Kati I
1023 Tirane

Tel.: 4 480 6061

Tel.: 4 227 4941

Fax: 4 227 0448

Cel: +355 069 60 45555

<mailto:info@expert-servis.al>

AT Österreich, Austria

BSH Hausgeräte Gesellschaft mbH
Werkskundendienst für Hausgeräte
Quellenstrasse 2a
1100 Wien

Online Reparaturannahme,
Ersatzteile und Zubehör und viele
weitere Infos unter:

www.bosch-home.at

Reparaturservice, Ersatzteile & Zubehör,
Produktinformationen
Tel.: 0810 550 511

<mailto:vie-stoerungsannahme@bshg.com>

Wir sind an 365 Tagen rund um die Uhr für
Sie erreichbar.

AU Australia

BSH Home Appliances Pty. Ltd.

Gate 1, 1555 Centre Road

Clayton, Victoria 3168

Tel.: 1300 369 744*

<mailto:customersupport.au@bshg.com>

www.bosch-home.com.au

* Mo-Fr: 24 hours

BA Bosna i Hercegovina, Bosnia-Herzegovina

"HIGH" d.o.o.

Gradačanka 29b

71000 Sarajevo

Tel./Fax: 033 21 35 13

<mailto:centralniservis@yahoo.com>

BE Belgique, België, Belgium

BSH Home Appliances S.A. – N.V.

Avenue du Laerbeek 74

Laarbeeklaan 74

1090 Bruxelles – Brussel

Tel.: 02 475 70 01

<mailto:bru-repairs@bshg.com>

www.bosch-home.be

BG Bulgaria

BSH Domakinski Uredi Bulgaria EOOD

Business center FPI, floor 5,

Cherni vrah Blvd. 51B

1407 Sofia

Tel.: 0700 208 17

<mailto:informacia.servis-bg@bshg.com>

www.bosch-home.bg

BH Bahrain, مملكة البحرين

Khalaifat Est.

BLD 898, R 533, TASHAN 405

Manama

Tel.: 01 740 05 53*

<mailto:service@khalaifat.com>

* Sat-Thu: 7.00 am to 5.00 pm

(exclude public holidays)

BY Belarus, Беларусь

ООО "БСХ Бытовая техника"

тел.: 495 737 2961

<mailto:mok-kdhl@bshg.com>

CH Schweiz, Suisse, Svizzera, Switzerland

BSH Hausgeräte AG

Bosch Hausgeräte Service

Fahrweidstrasse 80

8954 Geroldswil

Reparaturservice, Ersatzteile & Zubehör,

Produktinformationen

Tel.: 0848 888 200

<mailto:ch-service@bshg.com>

<mailto:ch-spareparts@bshg.com>

www.bosch-home.ch

CY Cyprus, Κύπρος

BSH Ikiakes Syskeves-Service

39, Arh. Makaariou III Str.

2407 Egomi/Nikosia (Lefkosia)

Tel.: 777 78 007

Fax: 022 65 8128

<mailto:EGO-CYCustomerService@bshg.com>

CZ Česká Republika, Czech Republic

Více informací (např. záruční podmínky,
prodloužená záruka aj.) naleznete na webo-
vých stránkách www.bosch-home.com/cz/
nebo nás kontaktujte na +420 251 095 511

BSH domácí spotřebiče s.r.o.

Radlická 350/107c

158 00 Praha 5

Přijem oprav

Tel.: +420 251 095 043

<mailto:opravy@bshg.com>

www.bosch-home.com/cz

DK Danmark, Denmark

BSH Hvidevarer A/S

Telegrafvej 4

2750 Ballerup

Tel.: 44 89 80 18

<mailto:BSH-Service.dk@bshg.com>

www.bosch-home.dk

EE Eesti, Estonia

SIMSON OÜ

Türi tn.5

11313 Tallinn

Tel.: 0627 8730

Fax: 0627 8733

<mailto:serviceenet@serviceenet.ee>

www.simson.ee

Renerk Kaubanduse OÜ

Tammsaare tee 134B (Euronicsi kaupluses)

12918 Tallinn

Tel.: 0651 2222

Fax: 0516 7171

<mailto:klienditeenindus@renerk.ee>

www.renerk.ee

Eliser OÜ

Mustamäe tee 24

10621 Tallinn

Tel.: 0665 0090

<mailto:hooldus@eliser.ee>

www.kodumasinat-remont.ee

ES España, Spain

BSH Electrodomésticos España S.A.

Servicio Oficial del Fabricante

Parque Empresarial PLAZA,

C/ Manfredonia, 6

50197 Zaragoza

Tel.: 976 305 713

Fax: 976 578 425

<mailto:CAU-Bosch@bshg.com>

www.bosch-home.es

FI Suomi, Finland

BSH Kodinkoneet Oy

Itälahdenkatu 18 A, PL 123

00201 Helsinki

Tel.: 0207 510 705

<mailto:Bosch-Service-FI@bshg.com>

www.bosch-home.fi

Soittajahinta on kiinteästä verkosta ja
matkapuhelimesta 8,35 snt/puh + 16,69 snt/min.

FR France

BSH Electroménager S.A.S.


50 rue Ardoin – CS 50037

93406 SAINT-OUEN cedex

Service interventions à domicile:

01 40 10 11 00


Service Consommateurs:

0 892 698 010 

<mailto:soa-bosch-conso@bshg.com>

Service Pièces Détachées et

Accessoires:

0 892 698 009 

www.bosch-home.fr

GB Great Britain

BSH Home Appliances Ltd.
Grand Union House
Old Wolverton Road
Wolverton
Milton Keynes MK12 5PT
To arrange an engineer visit, to order spare parts and accessories or for product advice please visit www.bosch-home.co.uk or call Tel.: 0344 892 8979*
* Calls are charged at the basic rate, please check with your telephone service provider for exact charges.

GR Greece, Ελλάδα

BSH Ikiakes Siskevas A.B.E.
Central Branch Service
17 km E.O. Athinon-Lamias & Potamou 20
14564 Kifisia
Τηλέφωνο: 210 4277 500
Τηλέφωνο: 210 4277 701
mailto:nkf-CustomerService@bshg.com
www.bosch-home.gr

HK Hong Kong, 香港

BSH Home Appliances Limited
Unit 1 & 2, 3rd Floor, North Block,
Skyway House, 3 Sham Mong Road
Tai Kok Tsui, Kowloon
Hong Kong
Tel.: 2626 9655 (HK)
Toll free 0800 863 (Macao)
Fax: 2565 6681
mailto:bosch.hk.service@bshg.com
www.bosch-home.com.hk

HR Hrvatska, Croatia

BSH kućanski uređaji d.o.o.
Ulica grada Vukovara 269F
10000 Zagreb
Tel.: 01 5520 888
Fax: 01 6403 603
mailto:informacije.servis-hr@bshg.com
www.bosch-home.com/hr

HU Magyarország, Hungary

BSH Háztartási Készülék Kereskedelm Kft.
Árpád fejedelem útja 26-28
1023 Budapest
Call Center: +06 80 200 201
mailto:BSH-szerviz@bshg.com
www.bosch-home.com/hu

IE Republic of Ireland

BSH Home Appliances Ltd.
M50 Business Park
Ballymount Road Upper
Walkinstown
Dublin 12
To arrange an engineer visit, to order spare parts and accessories or for product advice please call Tel.: 01450 2655*
www.bosch-home.ie
* Calls are charged at the basic rate, please check with your telephone service provider for exact charges

IL Israel

C/S/B/ Home Appliance Ltd.
1, Hamasger St.
North Industrial Park
Lod, 7129801
Tel.: 08 9777 222
Fax: 08 9777 245
mailto:csb-serv@csb-ltd.co.il
www.bosch-home.co.il

IN India, Bhārat, भारत

BSH Household Appliances Mfg. Pvt. Ltd.
Arena House, Main Bldg, 2nd Floor,
Plot No. 103, Road No. 12,
MIDC, Andheri East
Mumbai 400 093
Toll Free 1800 266 1880*
www.bosch-home.com/in
* Mo-Sa: 8.00am to 8.00pm
(exclude public holidays)

IS Iceland

Smith & Norland hf.
Noatuni 4
105 Reykjavik
Tel.: 0520 3000
Fax: 0520 3011
www.sminor.is

IT Italia, Italy

BSH Elettrodomestici S.p.A.
Via. M. Nizzoli 1
20147 Milano (MI)
Tel.: 02 412 678 100
mailto:info.it@bosch-home.com
www.bosch-home.com/it

KR Republic Korea, Daehan Minguk, 대한민국

Dong Suh Foods Corporation
Dongsuh Bldg., 324,
Dongmak-ro, Mapo-gu
Seoul 121-730
Tel.: 080 025 9114

KZ Kazakhstan, Қазақстан

BSH Home Appliances LLP
Dostyk 117/6,
Business Center "Khan Tengri"
Almaty
Hotline: 5454*
mailto:ALA-Service@bshg.com
* Toll free from mobile only

LB Lebanon, لبنان

Teheni, Hana & Co.
Boulevard Dora 4043 Beyrouth
P.O. Box 90449
Jdeideh, 1202 2040
Tel.: 01 255 211
mailto:Info@Teheni-Hana.com

LT Lietuva, Lithuania

Senuku prekybos centras UAB
Jonavos g. 62
44192 Kaunas
Tel.: 037 212 146
Fax: 037 212 165
www.senukai.lt
UAB "AG Service"
R. Kalantos g. 32
52494 Kaunas
Tel.: 0700 556 55
Fax: 037 331 363
mailto:servisas@agservice.lt
www.agservice.lt

Baltic Continent Ltd.

Lukšio g. 23
09132 Vilnius
Tel.: 870 055 595
Fax: 052 741 722
mailto:info@balticcontinent.lt
www.balticcontinent.lt

UAB Emtoservis

Savanorių pr. 1 (Centrinė būstinė)
03116 Vilnius
Tel.: 870 044 724
Fax: 052 737 368
mailto:svc@emtoservis.lt
www.emtoservis.lt

LU Luxembourg

BSH élektroménagers S.A.
13-15, Z1 Breedeweues
1259 Senningerberg
Tel.: 26 349 811
Fax: 26 349 315
Reparaturen: lux-repair@bshg.com
Ersatzteile: lux-spare@bshg.com
www.bosch-home.com/lu

LV Latvija, Latvia

SIA "General Serviss"
Buļļu iela 70c
1067 Rīga
Tel.: 067 42 52 32
mailto:info@serviscentrs.lv
www.serviscentrs.lv
BALTIJAS SERVISS
Brīvības gatve 201
1039 Rīga
Tel.: 067 07 05 20; -36
Fax: 067 07 05 24
mailto:info@baltijasserviss.lv
www.baltijasserviss.lv

Sia Elektronika-Serviss

Tadaiku iela 4
1004 Rīga
Tel.: 067 71 70 60
Fax: 067 60 12 35
mailto:serviss@elektronika.lv
www.elektronika.lv

MD Moldova

S.R.L. "Rialto-Studio"
ул. Шцусева 98
2012 Кишинев
тел./ факс: 022 23 81 80
mailto:bosch-md@mail.ru

ME Crna Gora, Montenegro

Elektronika komerc
Oktobarske revolucije 129
81000 Podgorica
Tel./Fax: 020 674 631
Mobil: 069 324 812
mailto:ekobosch.servis@t-com.me

MK Macedonia, Македонија

GORENEC
Jane Sandanski 69 lok. 3
1000 Skopje
Tel.: 02 2454 600
Mobil: 070 233 689
mailto:gorenc@yahoo.com

MT Malta

Oxford House Ltd.
Notabile Road
Mriehel BKR 14
Tel.: 021 442 334
Fax: 021 488 656
www.oxfordhouse.com.mt

MV Raajjeyge Jumhooriyyaa, Maldives

Lintel Investments and
Management Services Pvt. Ltd.
Ma. Maadheli, Majeedhee Magu
Malé
Tel.: 03 010 200
mailto:mohamed.zuhuree@intel.com.mv
www.intel.com.mv

NL Nederlande, Netherlands
BSH Huishoudapparaten B.V.
Taurusavenue 36
2132 LS Hoofddorp
Storingsmelding:
Tel.: 088 424 4010
mailto:bosch-contactcenter@bshg.com
Onderdelenverkoop:
Tel.: 088 424 4010
Fax: 088 424 4801
mailto:bosch-onderdelen@bshg.com
www.bosch-home.nl

NO Norge, Norway
BSH Husholdningsapparater A/S
Grensesvingen 9
0661 Oslo
Tel.: 22 66 05 54
Tel.: 22 66 06 00
mailto:Bosch-Service-NO@bshg.com
www.bosch-home.no

NZ New Zealand
BSH Home Appliances Ltd.
Level 3, Air NZ Building, Smales Farm
74 Taharoto Road, Takapuna
Auckland 0622
Tel.: 0800 245 700*
mailto:aftersales.nz@bshg.com
www.bosch-home.co.nz
* Mo-Fr: 8.30 am to 5.00 pm
(exclude public holidays)

PL Polska, Poland
BSH Sprzęt Gospodarstwa
Domowego sp. z o.o.
Al. Jerozolimskie 183
02-222 Warszawa
Centrala Serwisu
Tel.: 801 191 534
Fax: 022 572 7709
mailto:Serwis.Fabryczny@bshg.com
www.bosch-home.pl

PT Portugal
BSHP Electrodomésticos,
Sociedade Unipessoal, Lda.
Rua Alto do Montijo, nº 15
2790-012 Carnaxide
Tel.: 214 250 730
Fax: 214 250 701
mailto:bosch.electrodomesticos.pt@
bshg.com
www.bosch-home.pt

RO România, Romania
BSH Electrocasnice srl.
Sos. Bucuresti-Ploiesti,
nr. 19-21, sect.1
13682 Bucuresti
Tel.: 021 203 9748
Fax: 021 203 9733
mailto:service.romania@bshg.com
www.bosch-home.ro

RU Russia, Россия
ООО «БСХ Бытовые Приборы»
Сервис от производителя
Малая Калужская, 15
119071 Москва
Тел.: 8 (800) 200 29 61
mailto:mok-kdhl@bshg.com
www.bosch-home.com

SA Kingdom Saudi Arabia,
المملكة العربية السعودية
Abdul Latif Jameel Electronics
and Airconditioning Co. Ltd.
BOSCH Service centre,
Kilo 5 Old Makkah Road
(Next to Toyota), Jamiah Dist.,
P.O. Box 7997
Jeddah 21472
Tel.: 800 127 9999*
mailto:Khadeermj@ALJ.COM
www.aljelectronics.com.sa
* Sat-Thu: 8.00 am to 11.00 pm
(exclude public holidays)

SE Sverige, Sweden
BSH Home Appliances AB
Landsvägen 32
169 29 Solna
Tel.: 0771 19 70 00 local rate
Tel.: 0771 11 22 77 local rate
mailto:Bosch-Service-SE@bshg.com
www.bosch-home.se

SG Singapore, 新加坡
BSH Home Appliances Pte. Ltd.
Block 4012, Ang Mo Kio Avenue 10
#01-01 Techplace 1
Singapore 569628
Tel.: 6751 5000*
Fax: 6751 5005
mailto:bshsgp.service@bshg.com
www.bosch-home.com.sg
* Mo-Fr: 8.30am to 7.00pm, Sa: 8.30am to 5.30pm
(exclude public holidays)

SI Slovenija, Slovenia
BSH Hišni aparati d.o.o.
Litostrojska 48
1000 Ljubljana
Tel.: 01 5830 700
Fax: 01 5830 889
mailto:informacije.servis-slo@bshg.com
www.bosch-home.com/si

SK Slovensko, Slovakia
Viac informácií (napr. záručné
podmienky, predĺžená záruka a i.)
nájdete na webových
ránkach www.bosch-home.com/sk/ alebo
nás kontaktujte na +420 251 095 511

BSH domácí spotřebiče s.r.o.
organizačná zložka Bratislava
Trnavská cesta 50
821 02 Bratislava
Prijem opráv
Tel.: +421 238 106 115
mailto:opravy@bshg.com

TH Thailand, ราชอาณาจักรไทย
BSH Home Appliances Limited
Ital Thai Tower, 2034/31-39, 1st floor,
New Petchburi Road
Bangkapi, Huay Kwang
Bangkok, 10310
Tel.: 02 975 5353*
www.bosch-home.com/th
* Mo-Sa: 8.00am to 6.00pm
(exclude public holidays)

TR Türkiye, Turkey
BSH Ev Aletleri Sanayi
ve Ticaret A.Ş.
Fatih Sultan Mehmet Mahallesi
Balkan Caddesi No: 51
34771 Ümraniye, İstanbul
Tel.: 0 216 444 6333*
Fax: 0 216 528 9188*
mailto:careline.turkey@bshg.com
www.bosch-home.com/tr
* Çağrı merkezini sabit hatlı olan
aramanın bedeli şehir içi ücretlendirmede,
Çep telefonlarından ise kullanılan
tarifeye göre değişkenlik göstermektedir

TW Taiwan, 台灣
我們期盼您不斷的鼓勵與指導，
任何諮詢或服務需求，
歡迎洽詢客服專線
BSH Home Appliances Private Limited
台北市內湖區洲子街80號11樓
11F., No.80, Zhouzi St., Neihu Dist.
Taipei City 11493
Tel.: 0800 368 888
Fax: 02 2627 9788
mailto:bshstzn-service@bshg.com
www.bosch-home.com.tw

UA Ukraine, Україна
ТОВ "БСХ Побутова Техніка"
тел.: 044 490 2095
mailto:bsh-service.ua@bshg.com
www.bosch-home.com.ua

XK Kosovo
Service-General SH.P.K.
rr.Magjistralia Ferizaj Prishtine
70000 Ferizaj
Tel.: 00381 (0) 290 330 723
Tel.: 00377 44 172 309
mailto:servicegeneral527@gmail.com

XS Srbija, Serbia
BSH Kućni aparati d.o.o.
Milutina Milankovića br. 9ž
11070 Novi Beograd
Tel.: 011 353 70 08
Fax: 011 205 23 89
mailto:informacije.servis-sr@
bshg.com
www.bosch-home.rs

ZA South Africa
BSH Home Appliances (Pty) Ltd.
15th Road Randjespark
Private Bag X36, Randjespark
1685 Midrand – Johannesburg
Tel.: 086 002 6724
Fax: 086 617 1780
mailto:applianceserviceza@bshg.com
www.bosch-home.com/za

Robert Bosch Hausgeräte GmbH

Carl-Wery-Straße 34

81739 München

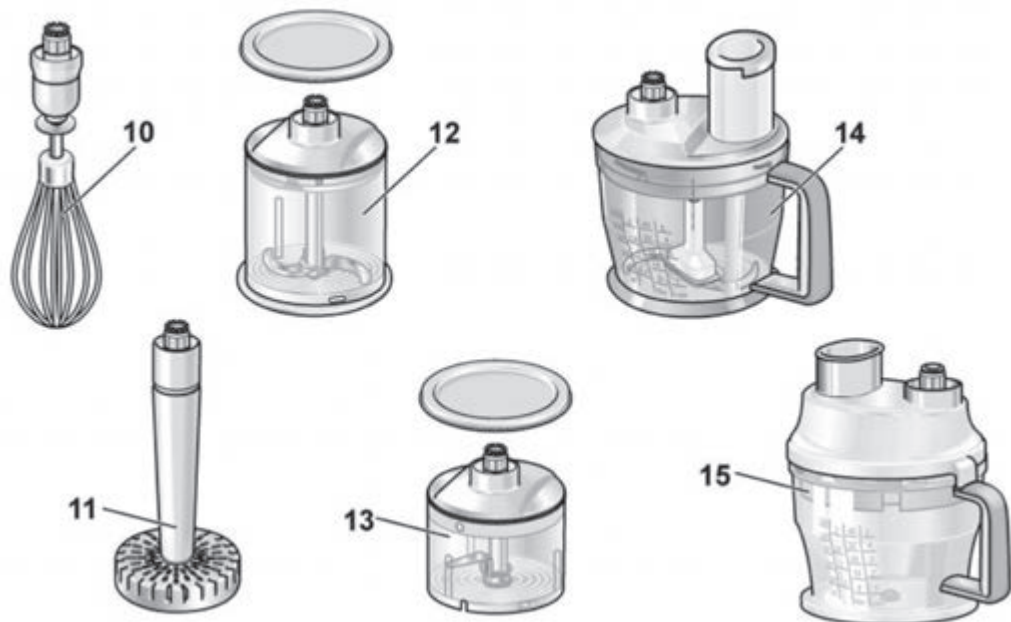
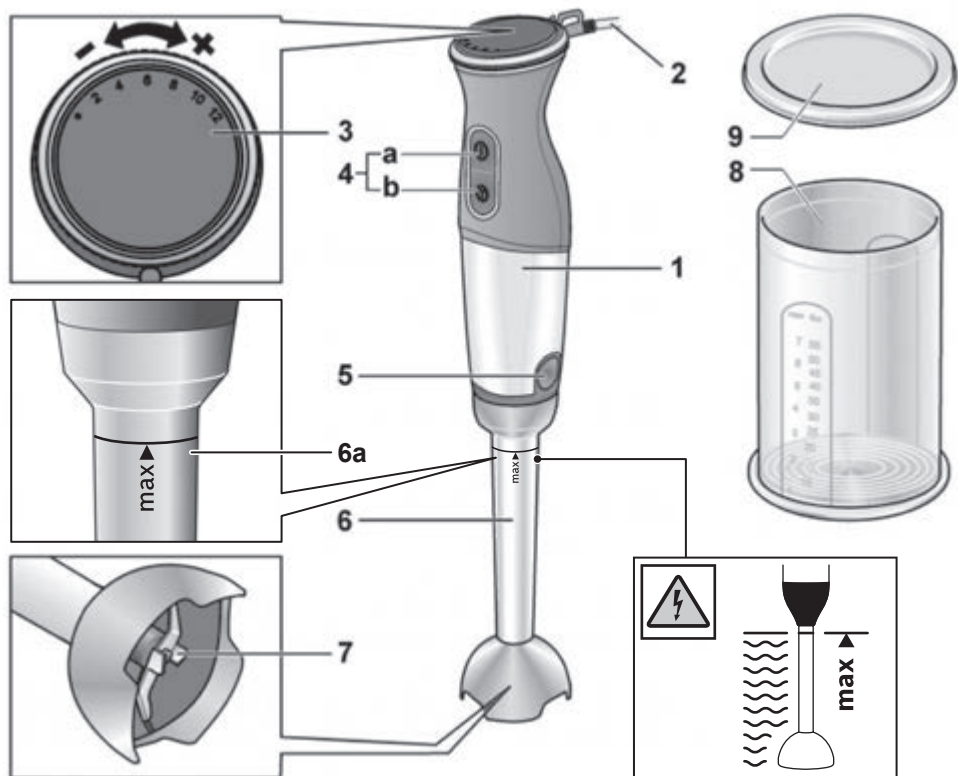
GERMANY







www.bosch-home.com







8001082644

(990219)

A

C						
MSMM7310CN	X	X	X			
MSMM8910CN	X	X	X		X	

				
MSMM7310CN				
MSMM8910CN			X	